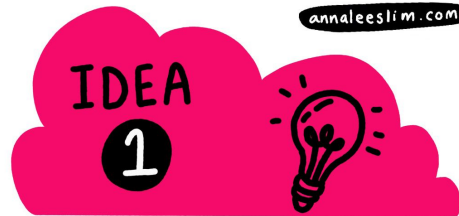


creating a SOUNDTRACK to a VIRTUAL SESSION



→ GREAT as a
WARM UP at the
beginning of a
Session!





Ask participants to
play INSTRUMENTS, use
their VOICES or BODIES
to make NOISES all
at the SAME TIME, to
make a SOUNDTRACK
TOGETHER!



Play a VIDEO (use
the 'SCREEN SHARE'
function) to INSPIRE
the musical
collaboration.

→ this could
have a
BACKING TRACK
playing too
which will
encourage
PARTICIPATION,




→ this also helps
to set a time
for how long
the SOUNDTRACK
will LAST...





REMEMBER!
Get everyone to
UNMUTE!





take a MUSICAL REGISTER



STEP 1

Everyone UNMUTES!



STEP 2

the facilitator reads out PARTICIPANTS names, one at a time



STEP 3

If they are in the 'room', they say their NAME and make a NOISE!





Activity designed by Juan David Garzón / juandavidgarzon.com

DRUMMING

call & response



STEP 1

ask each PARTICIPANT to find something to BANG ON that is close to hand... drums, books, tins - ANYTHING!



STEP 2

the FACILITATOR drums a BEAT and the participants REPEAT it back




STEP 3

You can also split it into ROUNDS to layer the DRUMMING Sounds



make the ZOOM space YOURS!



Activity designed by Juan David Garzón / juandavidgarzon.com
and adapted from "Name in a box" activity from Musicians
Without Borders conducted by Marion Haak-Schulenburg


CUSTOMISE it
to make the
most of the
space we are in!



Get each participant
to write their NAME
in the AIR inside
their ZOOM space



now add some
IMAGINARY COLOURS
to the space



Next draw with
different PARTS of
the BODY - elbows,
knees, head ...



make your own LEITMOTIF




Activity designed by Juan David Garzón / juandavidgarzon.com

→ this is a "short recurring MUSICAL PHRASE associated with a particular PERSON, PLACE or IDEA"

→ it's like our own SOUND LOGO!



Each participant works INDIVIDUALLY to create a LEITMOTIF...
USE VOICE, BODY PARTS or INSTRUMENTS!



Set the TIMER!
Make sure people don't overthink it and encourage them to go with their INSTINCTS and choose music that REPRESENTS them



Next --- put people together in SMALL GROUPS to COMBINE the LEITMOTIFS together to build a SOUNDTRACK



→ Get participants to PERFORM it LIVE together!



Use a SPINNING WHEEL



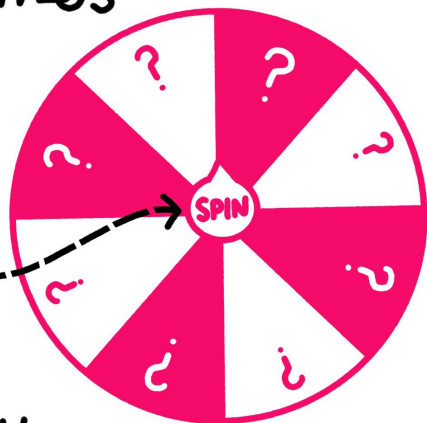
this website is GREAT for lots of activities! You can RANDOMLY PICK names or choices (such as INSTRUMENTS, YES/NO or choosing MUSIC)



go to pickerwheel.com



Use the 'INPUTS' section to add your names or choices



Hit the 'SPIN' button to start spinning the wheel - then the winning choice will be REVEALED!

